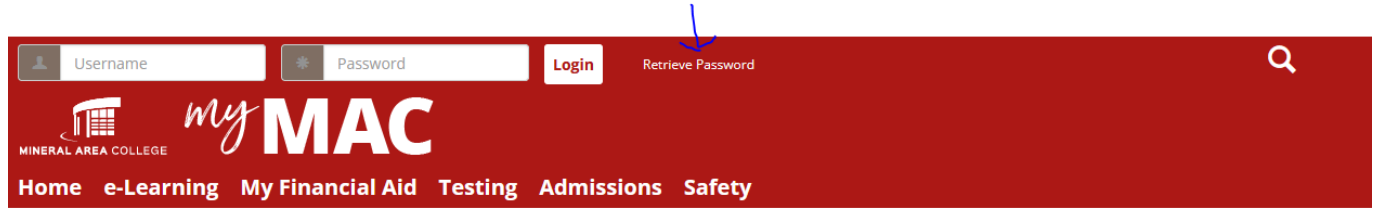


# Accessing Username and Passwords

Go to the MyMAC home page. Here you will be able either retrieve login information or to find out how to retrieve/set that information. Samples of results are below



You are here: [Home](#) > [MyMAC Portal](#)

To retrieve your password, click the "Retrieve Password" link from the red section at the top of this page. You must use your MAC email address! See additional information below in the Online Resources.

### MyMAC

MyMAC Portal

#### Quick Links

- Course Search
- MAC Email
- MAC Website

### MyMAC

- Covid-19 Information**  
**Mineral Area College Covid-19 Information**  
[Click here for the latest news on the Covid-19 epidemic and how it is affecting Mineral Area College.](#)
- Login Information**
  - [Access MyMAC, Email, and Network User Name/ID](#)
  - [Access your Email, Computer, Office 365 Password](#)
  - [Access your MyMAC Password](#)

## “Access MyMAC, Email, and Network User Name/ID”

<b>MyMAC User Name/ID:</b> 80940	<b>Network/Computer User Name/ID:</b> tt123.stu
<b>Email User Name/ID:</b> tt123.stu@mineralarea.edu	<b>MAC Alerts User Name/ID:</b> tt123.stu
<b>Office 365 User Name/ID:</b> tt123.stu@mineralarea.edu	

## “Access your Email, Computer, Office 365 Password”

### Password: GoC@rdinals2021

This is your email, network/computer, and Office 365 password.

### IMPORTANT INFO REGARDING MYMAC

You must be able to login to your MAC email in order to change your MyMAC password using the "Retrieve Password" link at the top of the page on <https://my.mineralarea.edu/ICS/>

## “Access your MyMAC Password” (This requires an active MAC Email)

Username:

### MyMAC Password

In an effort to increase security, MyMAC has changed the way you set/retrieve your MyMAC password.

To set/retrieve your MyMAC password, click the "Retrieve Password" link on MyMAC. This link is found to the right of the boxes asking for Username/Password at <https://my.mineralarea.edu/ICS/>

*\*You must enter your MAC email address, it will only send to your MAC email.*

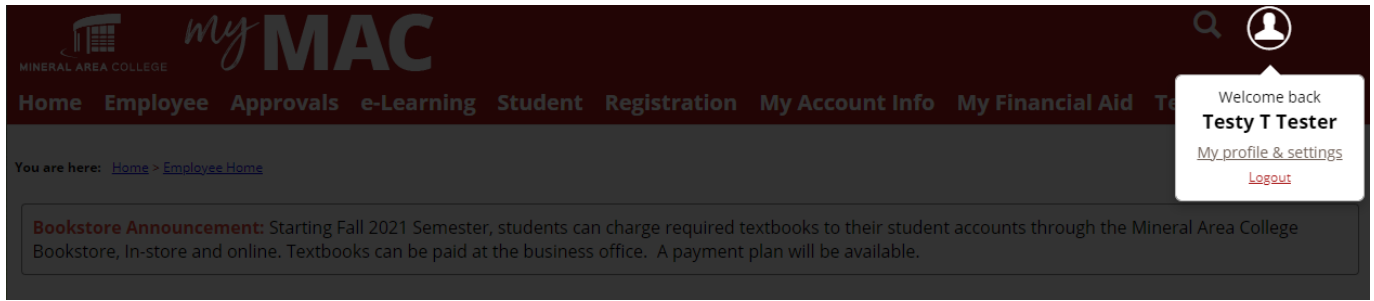
*\*It could take as long as 5 minutes to show in your MAC email inbox.*

*\*There is a separate link to retrieve your email, computer, and Office 365 password.*

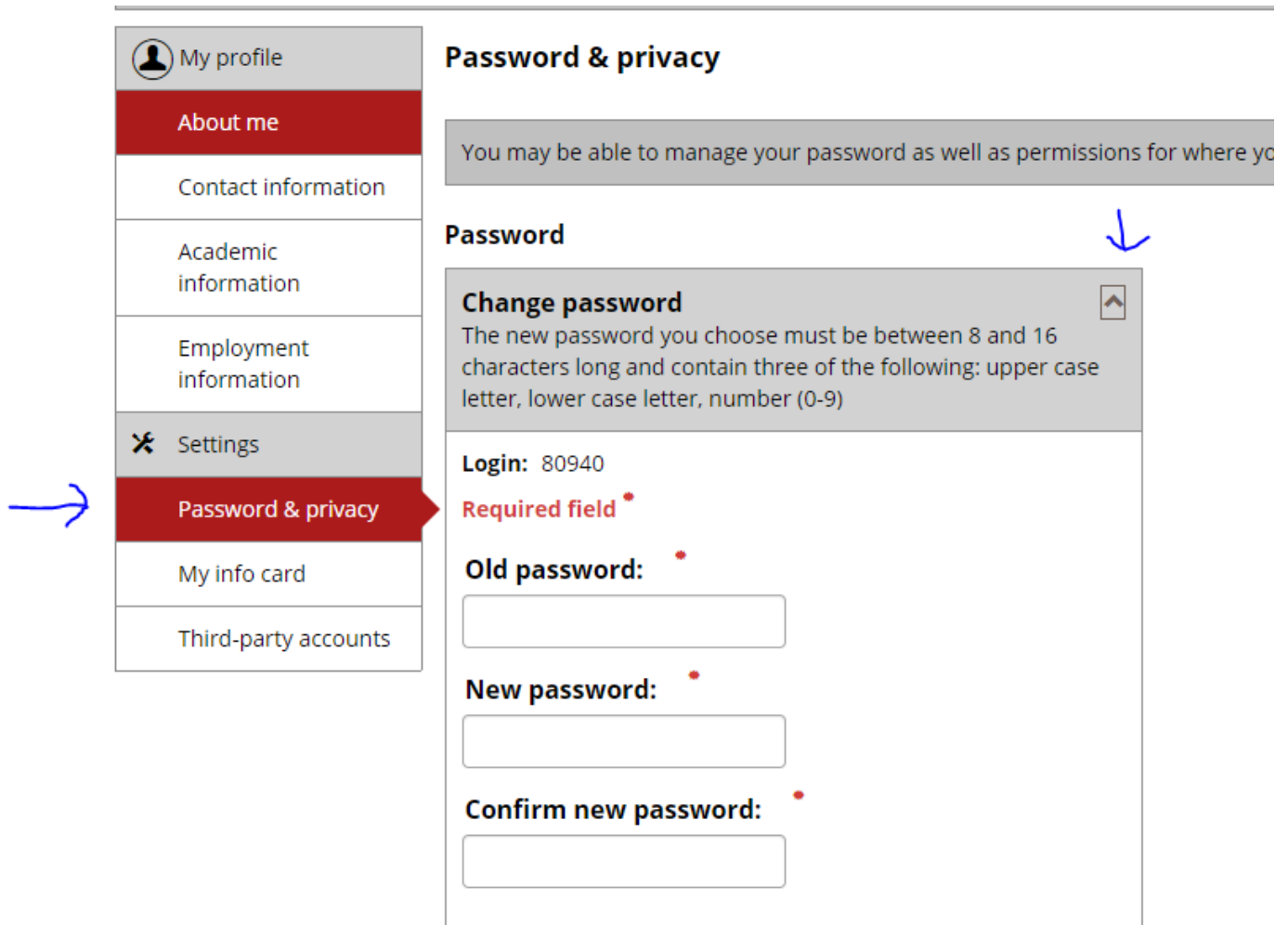
# Changing Password

## MyMAC

Click the profile picture in the top right and choose My profile & Settings



Once in “My profile”, click Password & Privacy from the left, then click the toggle button on the right next Change Password. Enter the information and click Save at the bottom of the screen.



Additionally, you can click the “Retrieve password” and it will send a link to the MAC email address on file. (This could take 5 minutes to send)

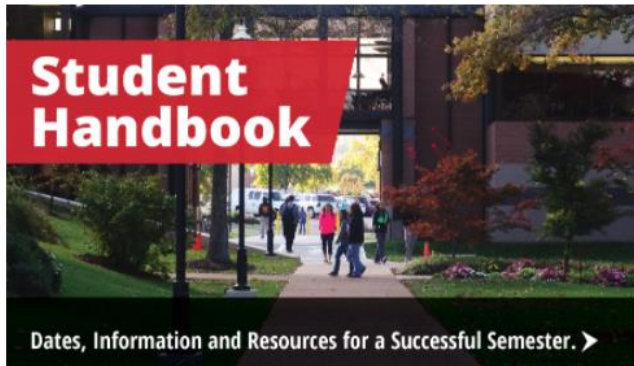
## Email, Computer, Office 365 Password

Once logged into MyMAC on the Student Home Page, click the Password Change for Email, Network/Computer Login, and Office 365. Enter the requested information. This process could take up to 10 minutes to sync.

Student Home



### Alerts and Notices



### Student Links

[Add/Drop Courses](#)

[Degree Audit](#)

[e-Learning Courses](#)

[My Account Information](#)

[My Financial Aid](#)

[Password Change for Email, Network/Computer Login, and Office 365](#)

[Placement Guide for English, Math, and Reading](#)

Password Change

User ID Number: \*

80940

First Name: \*

Testy

Last Name: \*

Tester

New Password:

Confirm New Password:

Submit