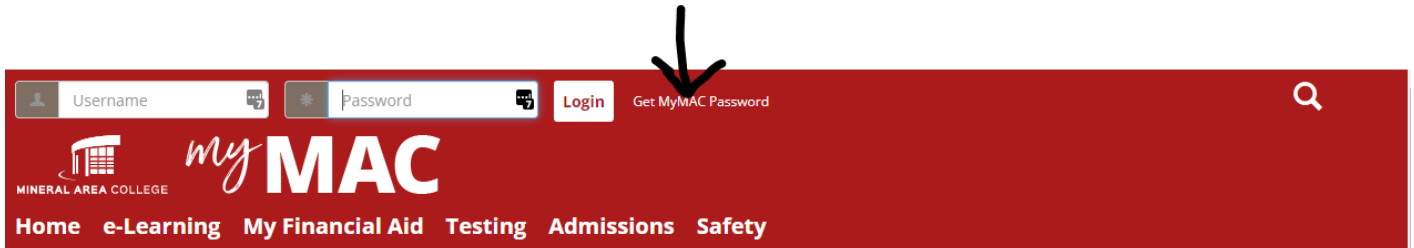


Accessing Username and Passwords

Go to the MyMAC home page. Here you will be able either get login information or to find out how to retrieve/set that information. Samples of results are below



You are here: [Home](#) > [MyMAC Portal](#)

To retrieve your password, enter your ID number in the Username box and click the "Get MyMAC Password" link from the red section at the top of this page. You must use your MAC email address! If unsure of ID number or MAC email, please see Login Information below.

MyMAC

MyMAC Portal

Quick Links

Course Search

MAC Email

MAC Website

MyMAC

Covid-19 Information

Mineral Area College Covid-19 Information

[Click here for the latest news on the Covid-19 epidemic and how it is affecting Mineral Area College.](#)

Login Information

[Access MyMAC, Email, and Network User Name/ID](#)

[Access your Email, Computer, Office 365 Password](#)

Online Resources

“Access MyMAC, Email, and Network User Name/ID”

MyMAC User Name/ID: 80940

Email User Name/ID: tt123.stu@mineralarea.edu

Office 365 User Name/ID: tt123.stu@mineralarea.edu

Network/Computer User Name/ID: tt123.stu

MAC Alerts User Name/ID: tt123.stu

“Access your Email, Computer, Office 365 Password”

Password: GoC@rdinals2021

This is your email, network/computer, and Office 365 password.

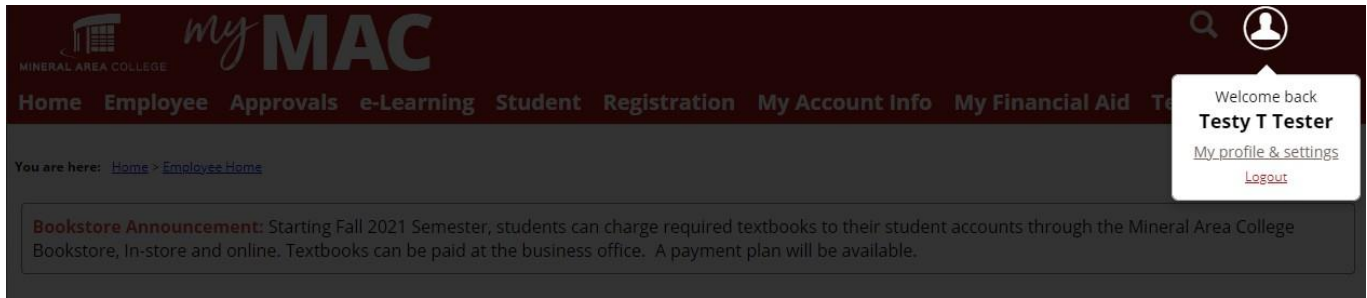
IMPORTANT INFO REGARDING MYMAC

You must be able to login to your MAC email in order to change your MyMAC password using the "Retrieve Password" link at the top of the page on <https://my.mineralarea.edu/ICS/>

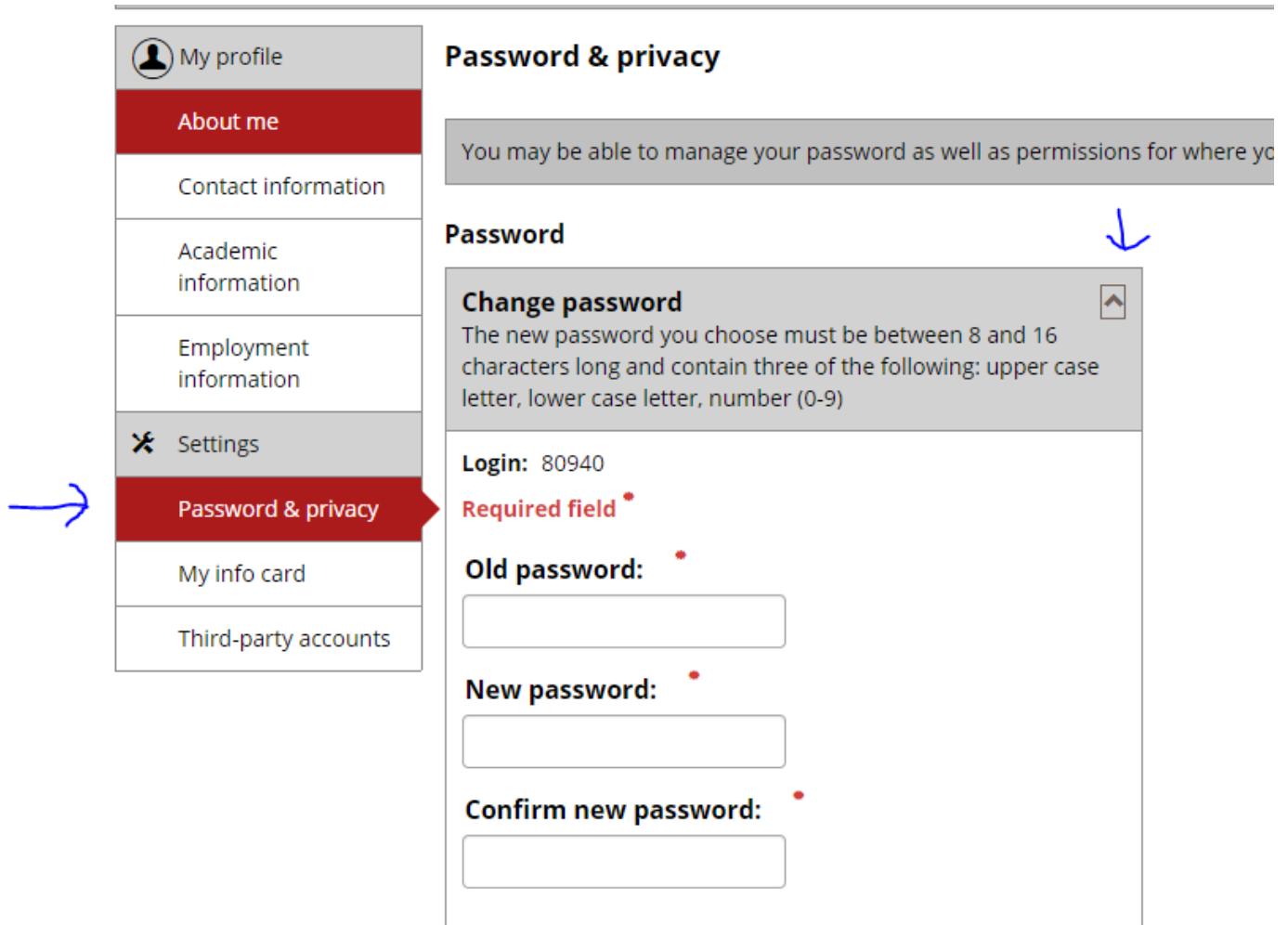
Changing Password

MyMAC

Click the profile picture in the top right and choose My profile & Settings



Once in “My profile”, click Password & Privacy from the left, then click the toggle button on the right next Change Password. Enter the information and click Save at the bottom of the screen.




Additionally, you can click the “Retrieve password” and it will send a link to the MAC email address on file. (This could take 5 minutes to send)

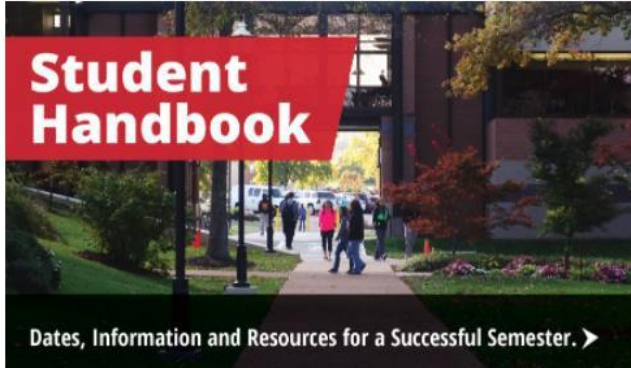
Email, Computer, Office 365 Password

Once logged into MyMAC on the Student Home Page, click the Password Change for Email, Network/Computer Login, and Office 365. Enter the requested information. This process could take up to 10 minutes to sync.

Student Home



Alerts and Notices



Student Links

[Add/Drop Courses](#)

[Degree Audit](#)

[e-Learning Courses](#)

[My Account Information](#)

[My Financial Aid](#)

[Password Change for Email, Network/Computer Login, and Office 365](#)

[Placement Guide for English, Math, and Reading](#)

Password Change

User ID Number: * 80940

First Name: * Testy

Last Name: * Tester

New Password:

Confirm New Password:

Submit