

## Step 1: Use the "Access MyMAC, Email, and Network User Name/ID"

my MINERAL AREA COLLEGE **myMAC**

Home e-Learning My Financial Aid Testing Admissions Safety

You are here: [Home](#) > [MyMAC Portal](#)

**MyMAC**

- MyMAC Portal
- Quick Links
  - Course Search
  - MAC Email
  - MAC Website
  - Class Cancellations

**MyMAC**

- Covid-19 Information
  - Mineral Area College Covid-19 Information
    - [Click here for the latest news on the Covid-19 epidemic and how it is affecting Mineral Area College.](#)
- Welcome
- Online Resources

**Login Information**

- [Access MyMAC, Email, and Network User Name/ID](#)
- [Access your Email, Computer, Office 365, or Blackboard](#)
- [Access your MyMAC Password](#)

## Step 2: Enter your full Social Security Number, without dashes, and select generate report

[AC Portal](#) > [Login Information](#)

**MyMAC**

**Login Information - Report Parameters**

Enter or select values for each parameter. All parameters must be submitted. Every parameter is required.

Enter Your SSN

(Do not enter dashes)

Next, open the PDF

[Login Information](#) > [PDF Reports](#) > [Report Parameters](#) > [Report](#)

**MyMAC**

**Login Information - Report**

Your report has been generated. To view your report, click the below link.

[Access MyMAC, Email, and Network User Name/ID](#)

Your User Name/ID is your MyMAC username; All fields will have information. If your PDF information is blank, please contact our admissions office so we can confirm that we have the correct SSN on file for you

**MyMAC User Name/ID:** 87294

**Network/Computer User Name/ID:**

**Email User Name/ID:** EX123.stu@mineralarea.edu

**MAC Alerts User Name/ID:**

**Office 365 User Name/ID:**

Minimize the PDF document so you see the MyMAC page again. Then select Login Information

Home e-Learning My Financial Aid Testing Admissions Safety

Home > MyMAC Portal > Login Information > PDF Reports > Report Parameters > Report

**MyMAC**

IAC Portal

**Quick Links**

Case Search

Email

Website

Registration Cancellations

Tuition and Fees

Price Calculator

**MyMAC**

**Login Information - Report**

Your report has been generated. To view your report, click the below link.

[Access MyMAC, Email, and Network User Name/ID](#)

Mineral Area College About Us Contact Us

Select the middle link: Access your Email, Computer, Office 365 Password

[MyMAC Portal](#) > [Login Information](#)

**MyMAC**

**Login Information**

[Access MyMAC, Email, and Network User Name/ID](#)

[Access your Email, Computer, Office 365 Password](#)

[Access MyMAC Password](#)

Enter the requested information:

[MyMAC Portal](#) > [Login Information](#)

**MyMAC**

▼

**Login Information - Report Parameters**

Enter or select values for each parameter then click submit. Every parameter is required.

Enter the last four digits of your SSN

Enter your ID

Enter your four digit Birth Year (YYYY)   
(If you were born in 1972, enter 1972)

**\*\* Generate Report \*\* IMPORTANT \*\*** this password is **ONLY** for your MAC email, computer network, and Office 365 **\*\* You will not** be able to log in to MyMAC with this password.







---

On the Left side of the screen, select MAC Email under the Quick Links:

**MyMAC**

MyMAC Portal ▼

**Quick Links**

- Course Search 
- MAC Email** 
- MAC Website 
- Class Cancellations 
- Tuition and Fees 
- Net Price Calculator 

## MyMAC

### Covid-19 Information

#### Mineral Area College Covid-19 Info

[Click here for the latest news on the Covid-19 e](#)

### Welcome

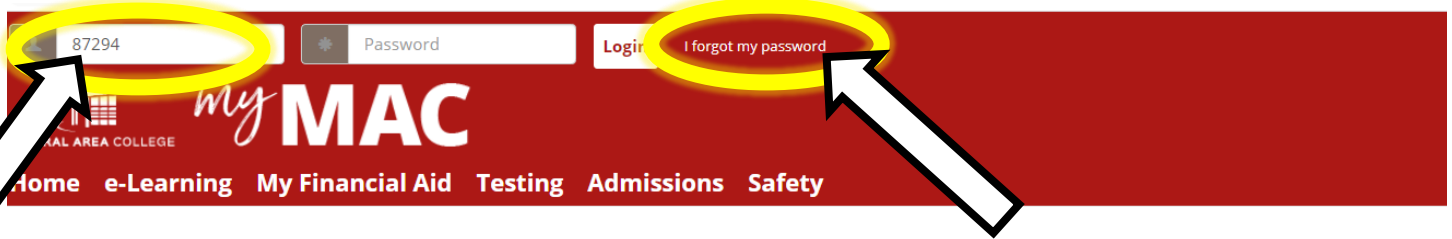
Welcome to the MyMAC portal! Whether you're  
MyMAC is your access point to information and

Are you a prospective student? You can apply for  
and sign up for placement exams, even without

Use your MAC email address and the password you just retrieved to login to your MAC email account. Keep the tab open and go back to the MyMAC home page.

---

Next: Enter your student ID into the username field and select, I forgot my Password








The screenshot shows the MyMAC login interface. A red header bar contains a search box with the number '87294' entered, a password field, and a 'Login' button. A link labeled 'I forgot my password' is highlighted with a yellow circle and a white arrow. Below the header, a navigation menu includes 'Home', 'e-Learning', 'My Financial Aid', 'Testing', 'Admissions', and 'Safety'. The MyMAC logo and 'SOUTHERN CALIFORNIA AREA COLLEGE' are also visible.

You are here: [Home](#) > [MyMAC Portal](#)

Enter your MAC email.

Portal 

**.inks**

- earch 
- ail 
- bsite 
- ncellations 
- nd Fees 
- : Calculator 

Login - Reset password

Reset password

**Required field \***

Please enter your email address to reset your password.

**Email address \***

Send

Go back to the tab with your MAC email account open. Within a few minutes, you will receive an email containing a link to set your MyMAC password. Once this is set, you will be able to click back on the MyMAC tab and log in using your student ID number and the password you just created!

**To access Microsoft Office 365:**

Visit: [Login.microsoftonline.com](https://login.microsoftonline.com)

Username: Your full MAC email address

Password: the same as your MAC email password